



**READY  
SEW · GO**


How it works....

**1. READY...**

First select your fabric from our six options.



THE SANDRA



THE SUSAN



THE PAMELA



THE BETTY




THE JUDITH



THE SUZANNE

Then choose your "Roman" or "Drape" window treatment.



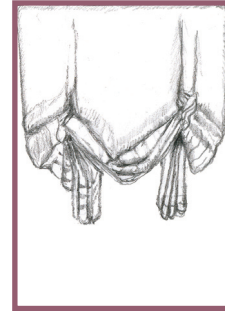
Flat Roman

THE SANDRA




Relaxed Roman

THE SUSAN



Soft Roman

THE PAMELA




Euro

THE BETTY



Rod Run

THE JUDITH



Pinch Pleat

THE SUZANNE

**2. SEW ...**

Provide us with your finished sizes. All styles custom made to fit your windows. Customer assumes responsibility for correct measurements. All styles above ready in **10 BUSINESS DAYS** from date of order. Measuring and installation available with surcharge.

**3. GO!**

Drapes available lined or unlined. Romans are lined only with right hand control. Pillows also available - 16" x 16" square.



**Adler's**  
Design Center & Hardware